



National Marine Manufacturers Association

nmma.org

ECONOMIC SIGNIFICANCE OF RECREATIONAL BOATING IN KANSAS

CONGRESSIONAL DISTRICT 2

Number of Recreational Boats*	27,932
Recreational Boating Industry Businesses	30
Total Jobs	2,045
Annual Recreational Boating-Related Spending	\$111.0 MILLION

TOTAL ANNUAL
ECONOMIC IMPACT
OF RECREATIONAL BOATING:

\$260.4 MILLION

RECREATIONAL BOATS IN KS-2

TOTAL BOATS* 27,932

REGISTERED BOATS 27,932

Power boats	23,855
PWCs	3,420
Sailboats	569
Other Boats	88

HOUSEHOLDS PER BOAT 10.1



POWER BOATS
86%



PWCs
12%



SAILBOATS
2%



OTHER BOATS
0%

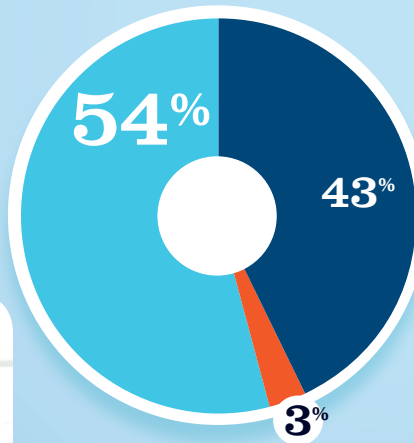


* Total boats are registered boats as reported by states to the USCG.

RECREATIONAL BOATING CREATES JOBS IN KS-2

TOTAL BOATING JOBS 917

Boat Building	500
Motor / Engine Mfr.	-
Accessory / Supplies Mfr.	-
Dealers / Wholesalers	26
Boat Services	391



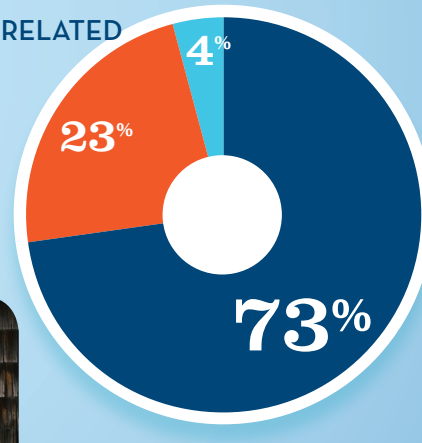
BOAT BUILDING
MOTOR/ENG. MFR. †
ACC./SUPPLIES MFR. †
DLRS/WHOLESALERS
BOAT SERVICES
† 0%



RECREATIONAL BOATING-RELATED BUSINESSES IN KS-2

TOTAL BUSINESSES 30

Boat Building	1
Motor / Engine Mfr.	-
Accessory / Supplies Mfr.	-
Dealers / Wholesalers	7
Boat Services	22



BOAT BUILDING
MOTOR/ENG. MFR. †
ACC./SUPPLIES MFR. †
DLRS/WHOLESALERS
BOAT SERVICES
† 0%

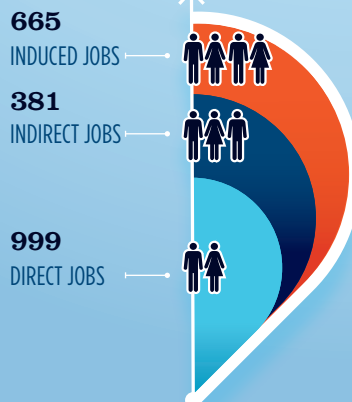


ESTIMATED JOBS IMPACT OF RECREATIONAL BOATING-RELATED SPENDING IN KS-2

EST. TOTAL JOBS 2,045

EST. TOTAL LABOR INCOME \$84.5 MILLIONS

Est. Direct Income	\$34.1
Est. Indirect Income	\$21.3
Est. Induced Income	\$29.1

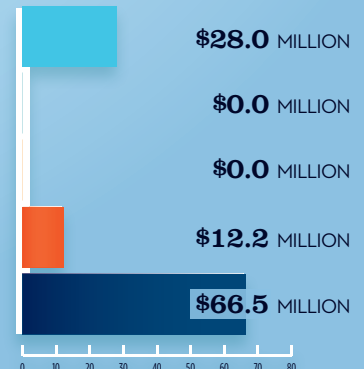


RECREATIONAL BOATING INDUSTRY SALES IN KS-2

Boat Building	\$28.0
Motor / Engine Mfr.	\$0.0
Accessory / Supplies Mfr.	\$0.0
TOTAL MFR. SALES	\$28.0

Dealers / Wholesalers	\$12.2
Boat Services	\$66.5
TOTAL RETAIL & SERVICES SALES	\$78.7

BOAT BUILDING
MOTOR/ENG. MFR.
ACC./SUPPLIES MFR.
DLRS/WHOLESALERS
BOAT SERVICES



Source: NMMA's Center of Knowledge; Recreational Marine Research Center at Michigan State University